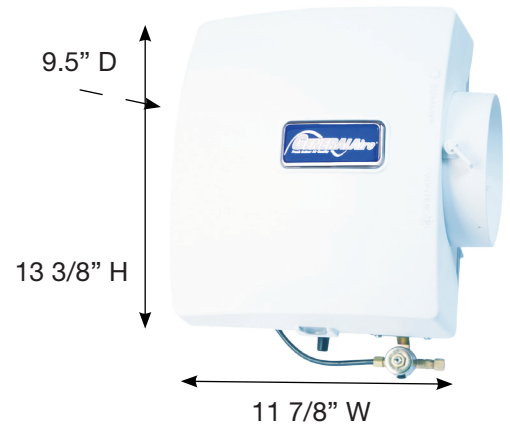


GeneralAire® Humidifier Model 570

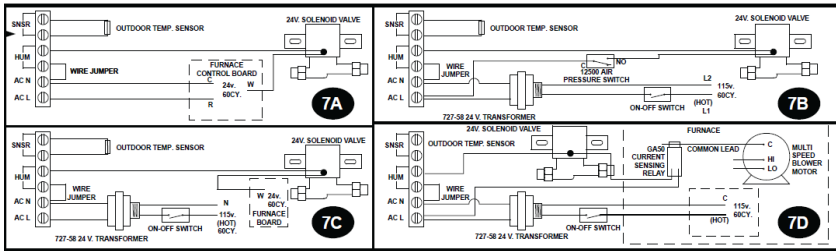
Spec Sheet

Specifications:

- **Model:** 570 (A & M) Elite Flow Through Humidifiers (GFI #5710 & 5705)
- **Type:** Flow Through
- **GPD:** 12
- **Warranty:** 10 Years
- **Replacement Vapor Pad®:** GA10 (GFI#7900) (Replace 1-2 times per season)
- **Dimensions:** 11 7/8" Wide x 13 3/8" H x 9.5" D
- **Weight:** 7 Lbs.
- **Home Size:** To 2,000 Sq. Ft.
- **Installation:** Warm Air / Return Air Plenum / Right or Left Side
- **Plenum Opening:** 8 3/4" W x 9 1/2" H
- **Bypass Opening:** 6"
- **Pallet Qty:** 30
- **Cabinet Construction:** DuraPlast® Ultra-Violet Stable Automotive Grade Plastic
- **Humidistat:** "M" Models: MHX3C / "A" Models: GFX3 (Included)
- **In Box:** Humidifier, Humidistat, Control Bypass Damper, 24V Transformer, Solenoid Valve, Vapor Pad®, Saddle Valve, (GCV3412 Code Valve - A Models), Installation Instructions, Template, MHX3C Manual Humidistat Parts.
- **Voltage:** 24V



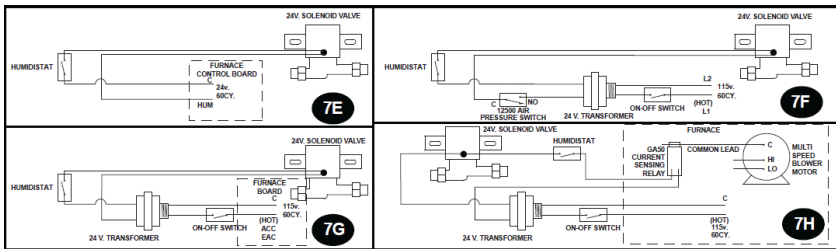
Wiring Illustration



GFX3
GFI #7050
Included
"A" Models

Automatic Humidistat
7A-7D Electronic Humidistat

- 7A - To furnace control board 24 Volts
- 7B - To constant power using 24V transformer and pressure switch
- 7C - To furnace control board 115 Volts with 24V transformer
- 7D - To constant power using 24V relay and current sensing relay



MHX3C
GFI #7038
Included
"M" Models

Manual Humidistat
7E-7H Manual Humidistat

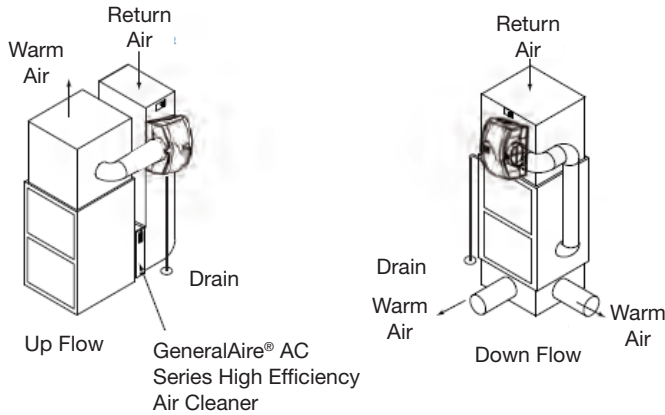
- 7E - To furnace control board 24 Volts
- 7F - To constant power using 24V transformer and pressure switch
- 7G - To furnace control board 115 Volts with 24V transformer
- 7H - To constant power using 24V relay and current sensing relay

GeneralAire® Humidifier Model 570

Spec Sheet

Installation:

- Vertical plenum surface of any forced air furnace



Recommended Settings:

At Outside Temperature		Recommended Setting
-20°F	-29°C	15%
-10°F	-23°C	20%
0°F	-18°C	25%
10°F	-12°C	30%
20°F	-7°C	35%
30°F	-1°C	40%

Expected Humidity Performance Coverage in Sq. Ft. Based on Construction Type:

Model No.	GPD	Loose (0.75 AC/H)	Average (0.50 AC/H)	Tight (0.30 A/CH)
570	12	800 Sq. Ft.	1200 Sq. Ft.	2000 Sq. Ft.
900	17	1115 Sq. Ft.	1650 Sq. Ft.	2800 Sq. Ft.
1000	18	1175 Sq. Ft.	1770 Sq. Ft.	3000 Sq. Ft.

Go to [www.generalaire.com / support center / humidification calculator](http://www.generalaire.com/support-center/humidification-calculator) to assist in humidifier selection.

Humidifier Performance Baseline Criteria

Outside Design Temp.	0°F (-18°C)
Outside Design R.H.	70% R.H.
Inside Design Temp.	70°F (21°C)
Inside Design R.H.	30% R.H.
Air Changes / Hour (AC/H)	0.30
Ceiling Height	8 ft.
Furnace Plenum Temp.	120°F (49°C)
Furnace Run Time for Calculating Sq. Ft.	8 Hr. / Day